

János Fügedi

Gábor Misi

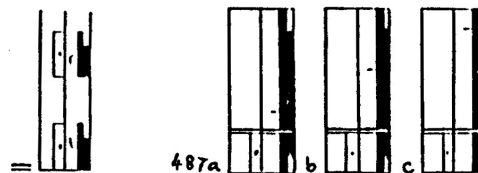
# Indications of Touching Gestures

## History

A History of the Development of the Laban Notation System  
(Hutchinson Guest 1995, 56)

### 39.14 Time Significance in Hook Placement

Originally a hook attached to a gesture or a support symbol modified the whole sign, thus placement did not have to be exact. This can be seen in 39r taken from Laban 1956; the same was used in AHG 1954. Knust established that the hook had time significance, 39s, thus the moment of contact could be added at the beginning (a), the middle (b) or at the end (c) of the gesture. This rule also applied to hooks on sliding gestures; adopted by ICKL in 1963 the rule brought with it the need to distinguish between unit timing and specific timing.



39r  
(Laban 1956)

39s  
(AK 1956)

## History

1947 Lugossy (Magyar népi táncok)	UT
1952– Lányi (archive manuscripts of traditional dances)	UT
1965– Lányi (archive manuscripts of traditional dances)	ST
1973 (until) Martin (archive manuscripts of traditional dances)	UT
1976 Szentpál (Táncjelírás 2 <sup>nd</sup> edition)	ST&UT
1977 Hutchinson (Labanotation 3 <sup>rd</sup> edition)	ST, UT
<hr/>	
2007 Fűgedi (ICKL Technical Paper, Mexico City)	RT/UT
2008 Aberkals, Curran, Cook, Kim, Lu, Venable, Wile (NY)	RT?
2009 Hutchinson, Fűgedi (dancenotation.org)	ST, UT, RT?

## Used symbols

direction signs:



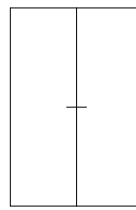
contact signs – foot hooks and bows:



body part signs:

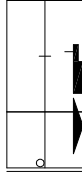
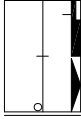
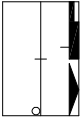



staff:

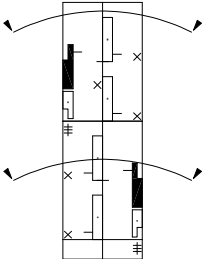
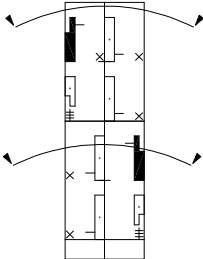
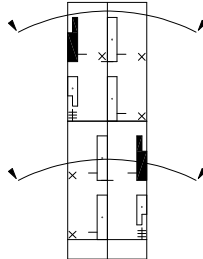
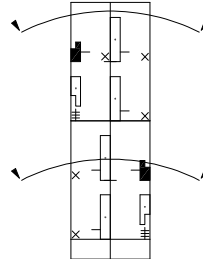


## Visual criteria

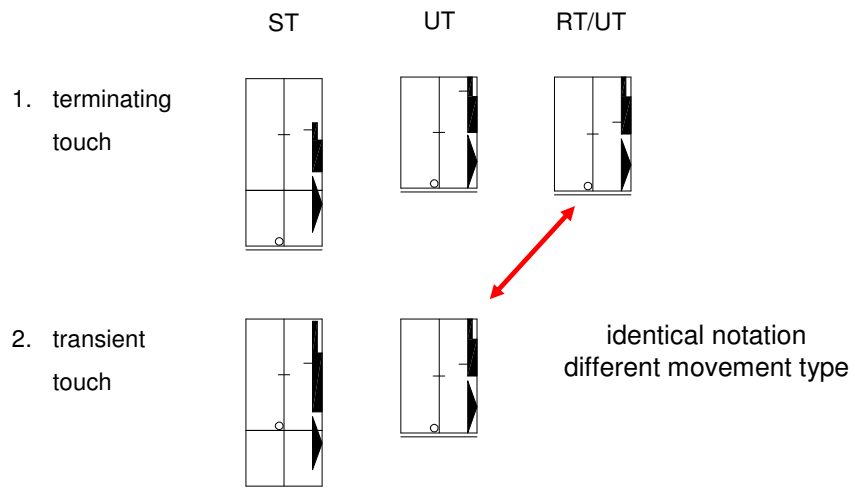
- a) Q. Where to place the direction sign in the staff?  
 A. The direction sign should be placed in the proper time unit.  
 reason: the direction sign indicates the rhythm of movement
- b) Q. Where to place the hook in the staff?  
 A. The hook should be placed at the beginning of the proper count.  
 reason: the hook indicates the moment of touch
- c) Q. Where to place the hook in relation with the direction sign?  
 A. The hook should be attached at the end of the direction sign.  
 reason: the hook reflects the inner structure of movement

ST	UT	RT	4th
			
a) - b) OK c) OK	a) OK b) - c) OK	a) OK b) OK c) -	a) OK b) OK c) OK

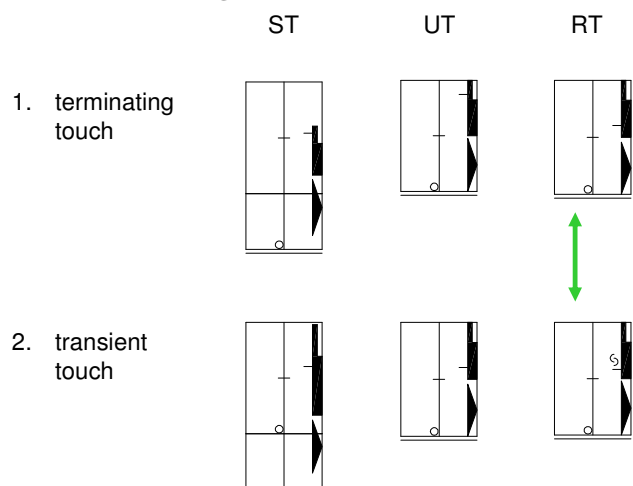
## Rhythm recognition

ST	UT	RT	4th
			

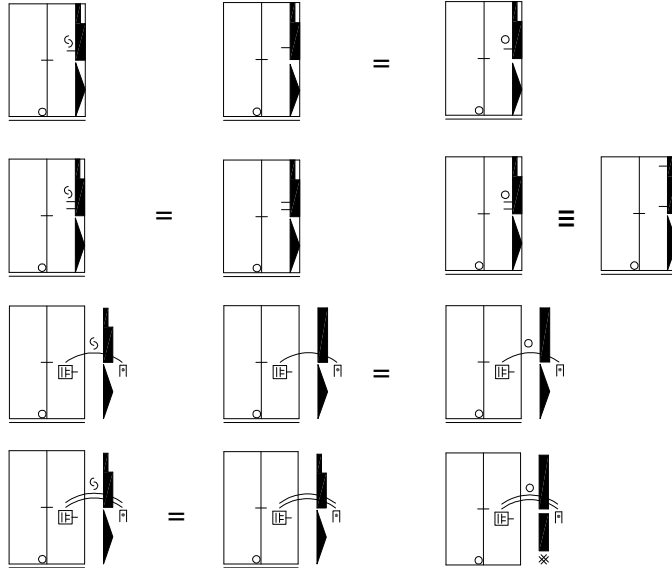
## Terminating or transient: a contradiction



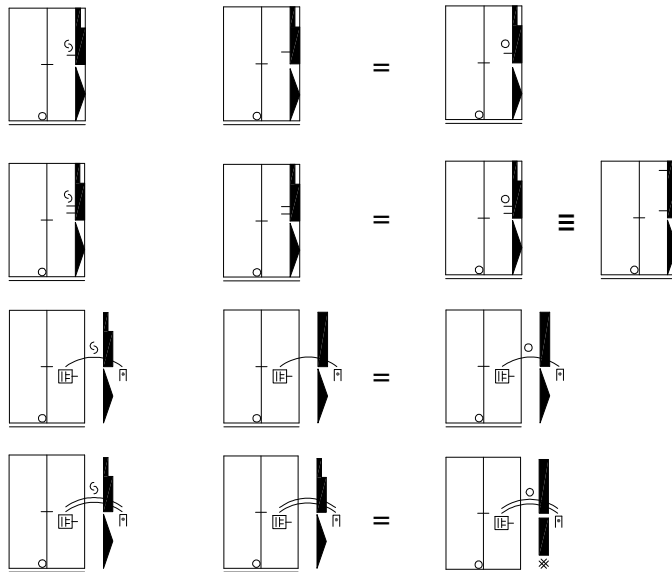
## Terminating or transient: a solution



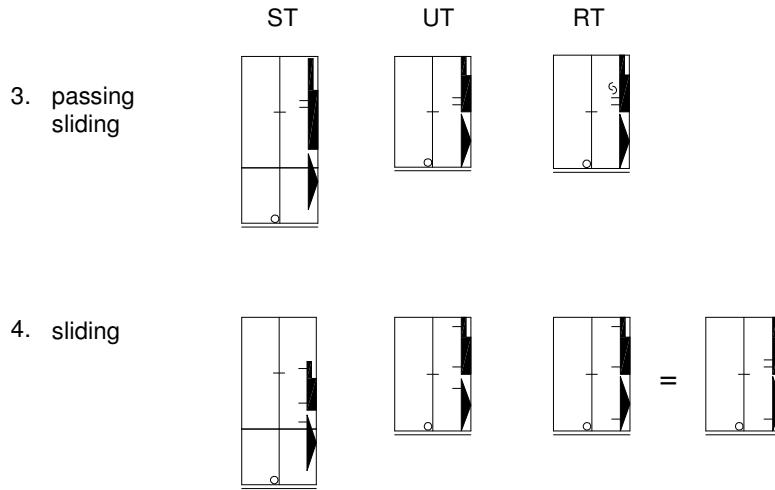
## Retention sign: to use or not to use



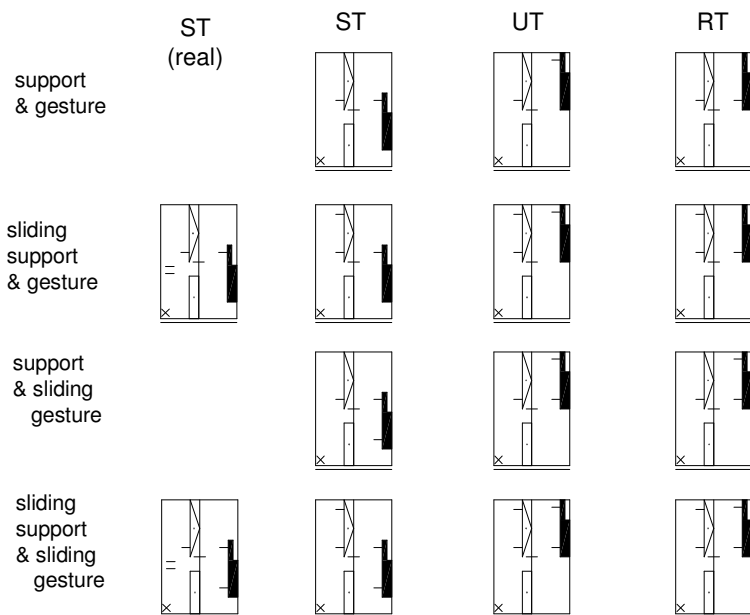
## Retention sign: to use or not to use



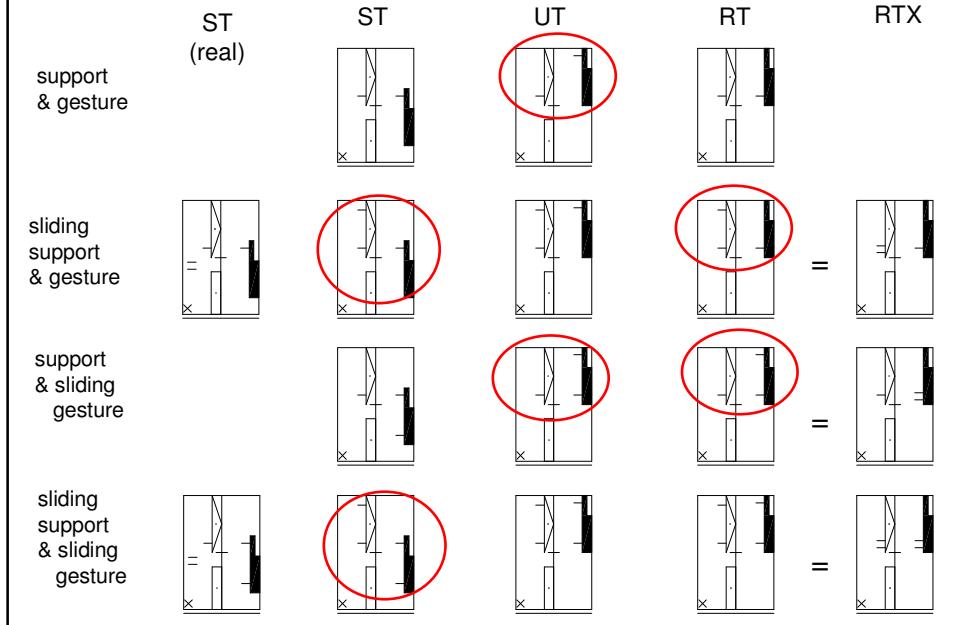
## Sliding gestures



## Hooks on support and gesture: where to use?



## Hooks on support and gesture: where to use?



## Other touches

